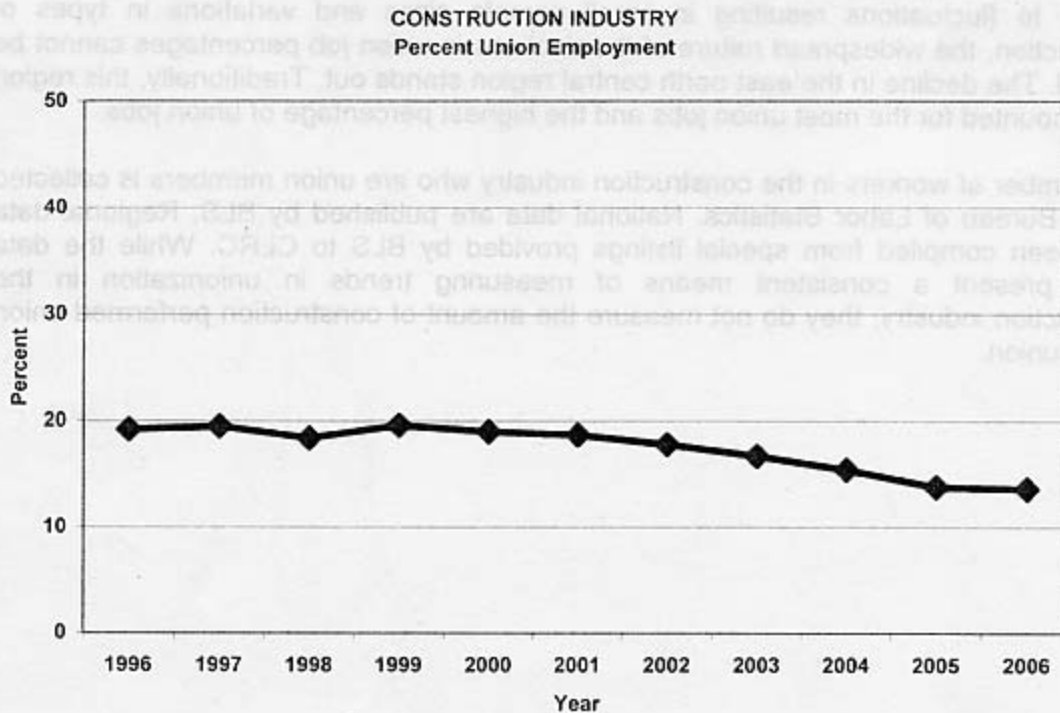


CONSTRUCTION LABOR RESEARCH COUNCIL

Union/Non-Union Trends

The percentage of all workers in the construction industry who are union members was 13.6 percent in 2006. Among craft workers the percentage of construction industry workers was 16.7 percent. These figures are the most recently available data from the Bureau of Labor Statistics.

While it is difficult to evaluate small year-to-year changes in the rate of unionization, the portion of jobs held by union workers has never been lower. Viewing the past decade, percentage of union jobs held steady at nearly 20 percent in the first half of the period. There has been a steady decline since 1999. Both the rate of unionization and number of union workers were substantially higher in the 1970's and earlier.



July 2007

The national average hides significant variations in the percentage of union employment by region. Even in the more unionized east north central region, only just over a third of construction workers were union. There were also large parts of the country in which union construction was the exception. Fewer than 10 percent of all construction craft workers are union members in the two regions in the South.

Some regional trends are evident when comparing 2006 with 2004:

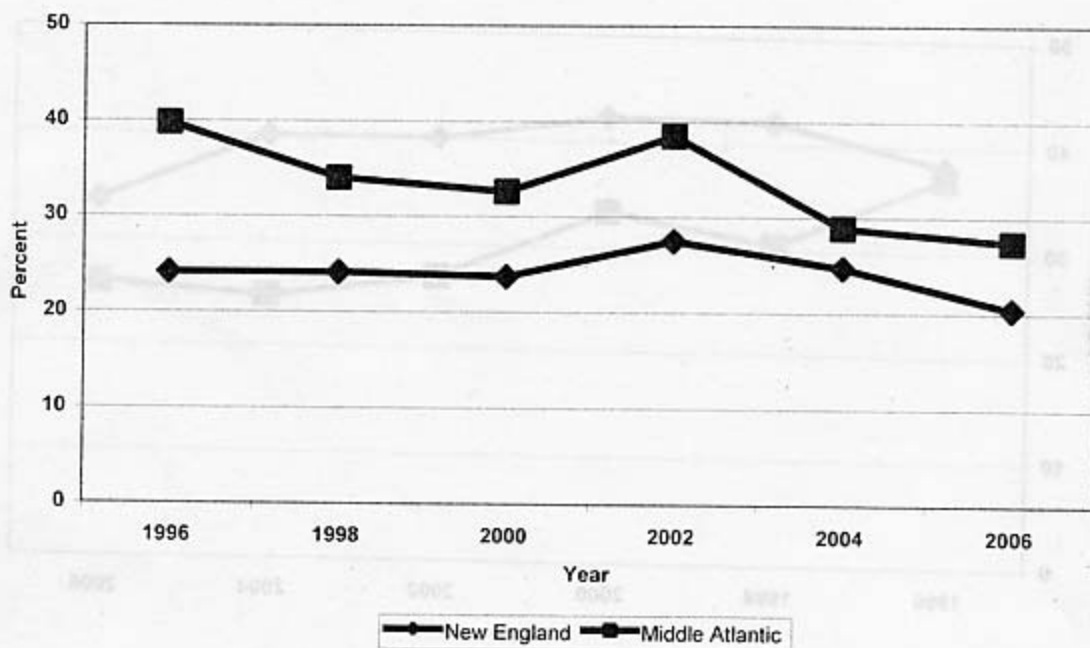
- o The percentage of union employment declined in five of nine regions.
- o Gains in the west were more than offset by losses elsewhere.
- o The number of union workers was steady or up in five of nine regions.

The data indicate that even where the number of union employees has increased, often the gains are less than the expansion in total employment. While regional figures are subject to fluctuations resulting in small sample sizes and variations in types of construction, the widespread nature of the declines in union job percentages cannot be ignored. The decline in the east north central region stands out. Traditionally, this region has accounted for the most union jobs and the highest percentage of union jobs.

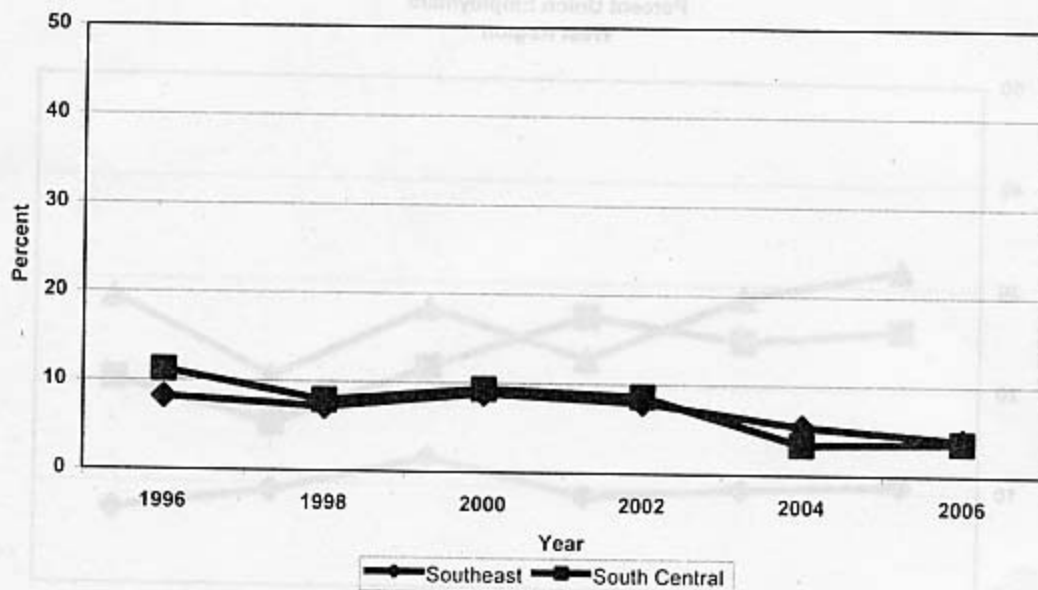
The number of workers in the construction industry who are union members is collected by the Bureau of Labor Statistics. National data are published by BLS. Regional data have been compiled from special listings provided by BLS to CLRC. While the data series present a consistent means of measuring trends in unionization in the construction industry, they do not measure the amount of construction performed union or non-union.



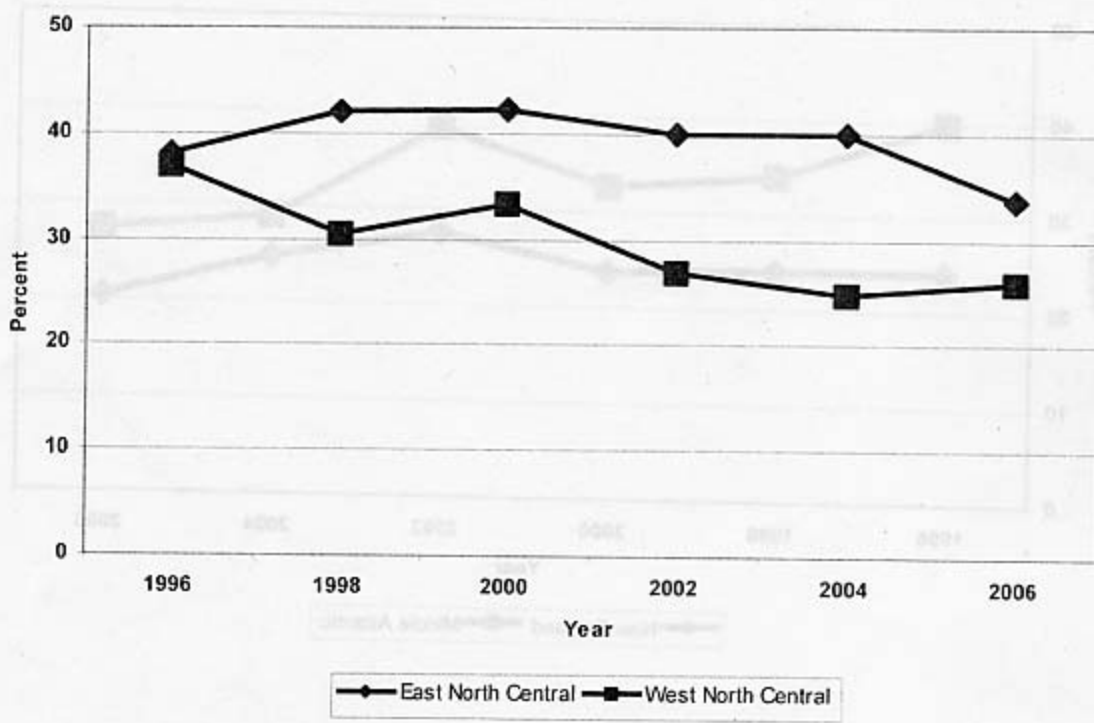
Percent Union Employment
Northeast Region



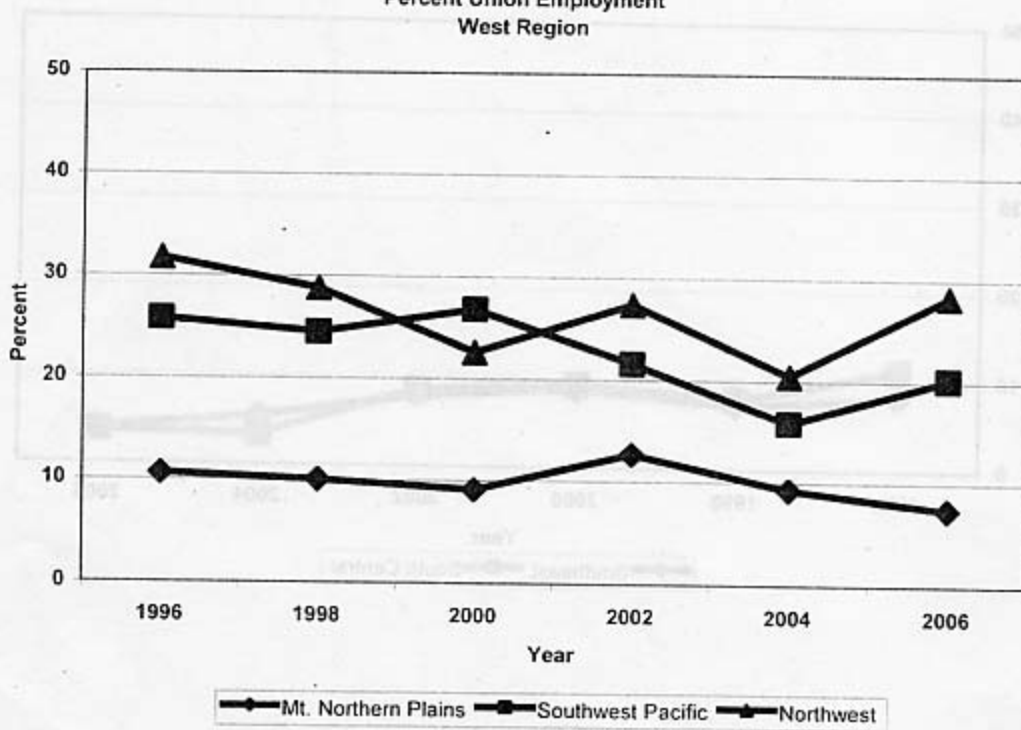
Percent of Union Employment
South Region



Percent Union Employment
North Central Region



Percent Union Employment
West Region



STATES and REGIONS

New England

Connecticut
Maine
Massachusetts
New Hampshire
Rhode Island
Vermont

Middle Atlantic

District of Columbia
Delaware
Maryland
New Jersey
New York
Pennsylvania

Southeast

Alabama
Florida
Georgia
Kentucky
Mississippi
North Carolina
South Carolina
Tennessee
Virginia

East North Central

Illinois
Indiana
Michigan
Minnesota
Ohio
West Virginia
Wisconsin

West North Central

Iowa
Kansas
Missouri
Nebraska

South Central

Arkansas
Louisiana
New Mexico
Oklahoma
Texas

Mountain-Northern Plains

Colorado
Montana
North Dakota
South Dakota
Utah
Wyoming

Southwest Pacific

Arizona
California
Hawaii
Nevada

Northwest

Alaska
Idaho
Oregon
Washington